

T. Heerman,  
Coffee Roaster.

No 19,469.

Patented June 30, 1868.

Fig. 1.

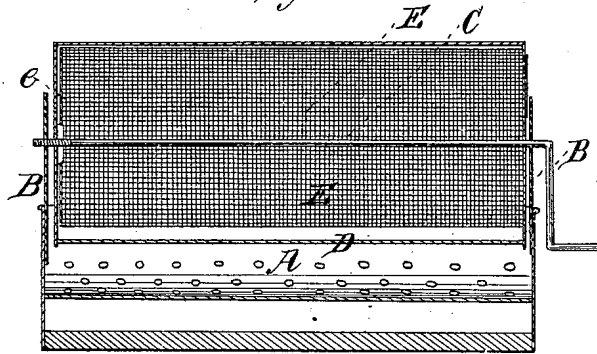


Fig. 2.

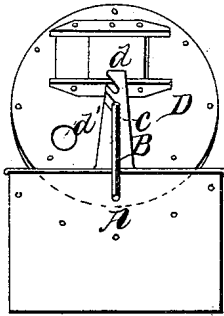
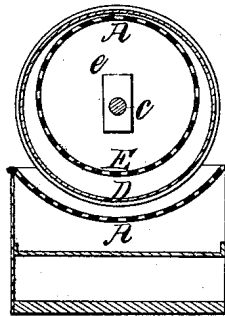


Fig. 3.



Witnesses

J. O. Heston Jr.  
J. W. Beadle.

Geo. W. Herbert

Inventor.

T. Heerman by his attorney  
McKendall & Co.

# United States Patent Office.

THEODORE HEERMANS, OF PLEASANT HILL, MISSOURI.

Letters Patent No. 79,469, dated June 30, 1868.

## IMPROVEMENT IN COFFEE-ROASTERS.

The Schedule referred to in these Letters Patent and making part of the same.

### TO ALL WHOM IT MAY CONCERN:

Be it known that I, THEODORE HEERMANS, of Pleasant Hill, in the county of Cass, and State of Missouri, have made certain new and useful Improvements in Coffee-Roaster; and do hereby declare that the following is a full and clear description thereof, reference being had to the accompanying drawings, and to the letters of reference marked thereon.

This invention relates to a rotating coffee-roaster, wherein a wire cylinder is placed eccentrically within a closed metallic cylinder, the closed cylinder being provided with a window, through which the progress of the roasting-operation may be witnessed from without, without the necessity of opening the door, by doing which the aroma of the parching coffee would be to a considerable extent lost. Although I prefer arranging the wire cylinder eccentrically within the other, it is clearly within the scope of my invention to place the two cylinders concentric.

To enable those skilled in the art to make and use my improved roaster, I will proceed to describe its construction and operation.

Figure 1 of the drawings is a longitudinal sectional elevation of the improved apparatus.

Figure 2 is a front end elevation, and

Figure 3 is a transverse sectional elevation.

The fire-basket A may be of any convenient or desirable form, or may even be wholly dispensed with by fitting the roaster to set on top of a stove or furnace. The frame or posts B will be so constructed and arranged as to furnish bearings for the axle C, which sustains the cylinders D E, and by means of which the said cylinders are revolved. The outer one of these cylinders, D, is of sheet metal, and the axle C passes diametrically through its centre. In one end of this cylinder is a small slide door, *d*, through which the coffee is to be introduced into and withdrawn from the cylinder. Within this outer cylinder, and arranged eccentrically on the same axle, is the cylinder E, of wire cloth or perforated sheet metal. It may be necessary, in construction, to make one extra head *e* for this inner cylinder, while the other end of it may readily be secured to the head of the outer cylinder. I prefer to make the inner cylinder of wire cloth, as being better adapted to the purpose, but a perforated sheet-metal cylinder might answer the purpose. The wire cloth will act better upon the coffee, by causing the kernels to roll over and expose all of their sides to the heat, whereas, in the sheet-metal cylinder, the tendency would be to allow the kernels to slide around on the revolving cylinder, without exposing the different sides to the action of the heat. In one end of the cylinder D, I place a small window, *d'*, through which the progress of roasting may be witnessed at all stages of the operation.

The apparatus being constructed as above described, and filled with green coffee, it may be placed over the fire, and left to remain in a stationary position while the coffee is being dried. When the fire over which it is placed is of moderate intensity, during the drying operation, that side of the roaster having the greatest distance between the cylinders will be turned down, so as to keep the coffee a sufficient distance from the heated plates of the outer cylinder, to prevent burning any portion of it. When, however, the fire is low, or it is desirable to accelerate the operation, that side having the smallest distance between the cylinders may be turned next the fire. The office of the inner cylinder will at all times be to keep the coffee off of the heated plates of the outer cylinder, to prevent its burning, and the eccentricity of the inner cylinder is for the purpose of regulating the degree of heat, by the distance between the cylinders. During the drying process it will be necessary to revolve the cylinder occasionally.

Having described my invention, what I claim, is—

The wire cloth or perforated cylinder E, when arranged eccentrically within the outer cylinder D, as described and for the purpose set forth.

Witnesses:

M. RANDOLPH,  
GEO. P. HERTHEL, Jr.

THEODORE HEERMANS.